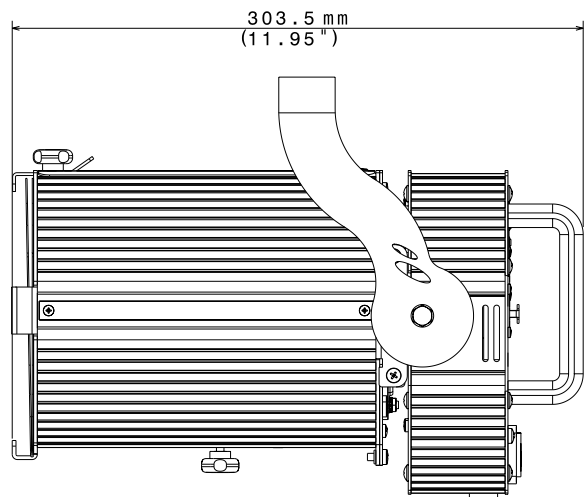
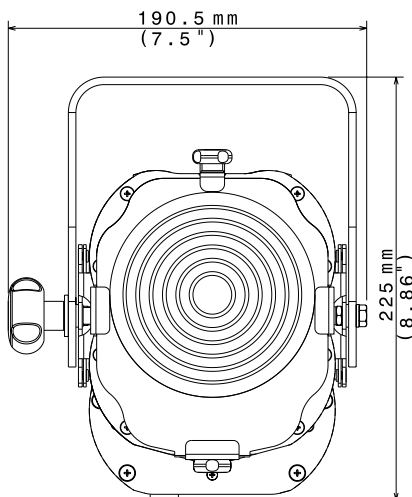




# SCENA LED 80

## THE SMART REPLACEMENT OF THE CONVENTIONAL 1000 W THEATRE LIGHTS WITH WHITE LEDS

SCENA LED 80 is a LED-based projector in a very compact and lightweight size. The unit is equipped with an **high performance white LED source** (available with different color temperature: 3000K, 4000K or 5000K), **coupled with a 14° - 77° high-efficiency linear zoom**. These layout makes the unit particularly suitable for theatres, TV studios and **it is a real alternative to 1000 W conventional lights**. Thanks to a dedicated kit is possible to instal the fixture on electrified rails.



- LED
- White Sets
- built-in PSU
- IP20
- RDM/DMX
- 10° +40°



FRESNEL 3000K  
03.TS031.46.F

FRESNEL 4000K  
03.TS032.46.F

FRESNEL 5000K  
03.TS033.46.F

MOTORIZED ZOOM VERSION AVAILABLE ON DEMAND

### OUTPUT

- Single high-power White 3000 K LED
- CRI > 90
- Also available with 4000 K and 5000 K LEDs
- LED lifespan: 50,000 hours (70% lumen output)

### OPTICAL GROUP

- Ø 112 mm Fresnel lens
- 14° - 77° linear zoom

### CONTROL

- DMX 512 / RDM
- 2 DMX channels (default); 3 DMX channel or 1 DMX channel
- 4-digit 7-segment LED display + 4 soft keys
- Internal operating system updatable via DTS dongle firmware uploader

### POWER SUPPLY

- Full-range 100-240Vac 50-60 Hz

- Power consumption: 100 W max
- Power Factor: PF >0.95

### CONNECTIONS

- PowerCON In&Out panel connectors
- DMX: XLR 5-pole In/Out panel connectors

### INTERNAL SAFETY DEVICES

Overvoltage and overtemperature circuits protection

### OPERATING TEMPERATURE

-10° / 40° C

### PHYSICAL

- IP20
- Weight: 4.1 Kg (8.1 lbs)
- Finishing: Black

### SHIPPING

- Packaging: Carton box
- Box size (LxHxD): 230 x 370 x 230 mm (9.1" x 10.6" x 9.1")
- Weight: 5.3 Kg (11.7 lbs)

### ACCESSORIES INCLUDED

- 1 x PowerCON female cable connector (code 0520P014)
- 1 x XLR 5 pins female cable connector (code 0508B027)
- 1 x XLR 5 pins male cable connector (code 0508B028)
- 1 x Filterframe Black finishing - already installed on the projector (code 02M093278.46)

### ACCESSORIES ON REQUEST

- Barndoor Black finishing (code 03.TA206)
- G50 "C" Clamp - max. Load 10 Kg (code 0521A012)
- "C" Clamp G60 - max. Load 50 Kg (code 0521A004)
- Safety cable - 0.3x60 cm - max. capacity load 60 Kg (code 0521A010)
- DTS dongle firmware uploader (code 03.LA.206)

### ACCESSORIES FOR ELECTRIFIED RAIL MOUNTING

- Track adapter - black finishing (code 03.LA.235)

### PHOTOMETRIC DATA

		3000K	mt 2 ft 6.56	mt 4 ft 13.12	mt 6 ft 19.68	mt 8 ft 26.25	mt 10 ft 32.81
BEAM ANGLE 14° @50%	lux center (lx)	7145	1786	794	447	286	
	foot candles (fc)	664	166	74	42	27	
	diameter (cm)	49	98	147	196	246	
	diameter (ft)	1.61	3.22	4.83	6.45	8.06	
BEAM ANGLE 77° @10%	lux center (lx)	1399	350	155	87	56	
	foot candles (fc)	130	33	14	8	5	
	diameter (cm)	318	636	955	1273	1591	
	diameter (ft)	10.44	20.88	31.32	41.75	52.19	

		4000K / 5000K	mt 2 ft 6.56	mt 4 ft 13.12	mt 6 ft 19.68	mt 8 ft 26.25	mt 10 ft 32.81
BEAM ANGLE 14° @50%	lux center (lx)	8146	2037	905	509	326	
	foot candles (fc)	757	189	84	47	30	
	diameter (cm)	49	98	147	196	246	
	diameter (ft)	1.61	3.22	4.83	6.45	8.06	
BEAM ANGLE 77° @10%	lux center (lx)	1653	413	184	103	66	
	foot candles (fc)	154	38	17	10	6	
	diameter (cm)	318	636	955	1273	1591	
	diameter (ft)	10.44	20.88	31.32	41.75	52.19	

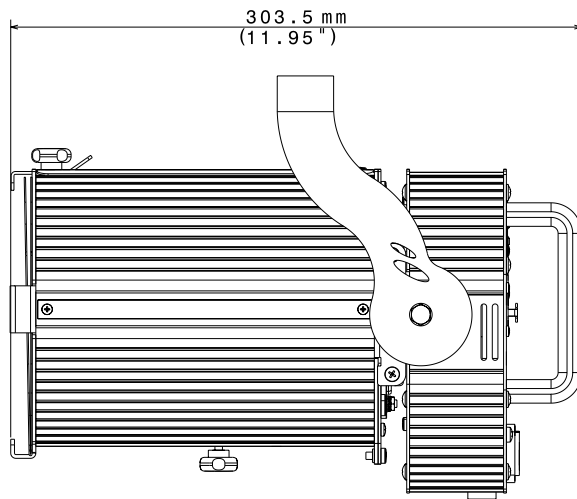
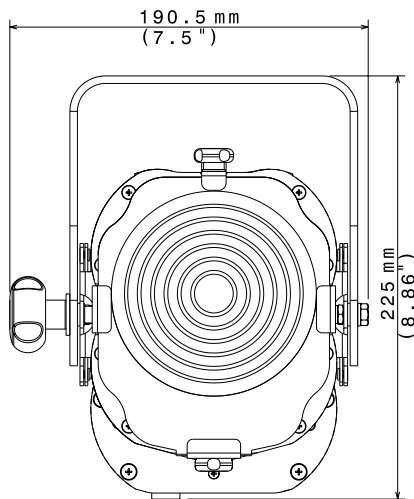


# SCENA LED 80 FC

## THE SMART REPLACEMENT OF THE CONVENTIONAL 1000 W THEATRE LIGHTS WITH RGBW LED

SCENA LED 80 FC is a LED-based projector in a very compact and lightweight size. The unit is equipped with a **high efficiency 80 W Full Color LED source**, and it can create over 16 million colors. The unit is suitable for small to medium TV studios, theatres or museums and it is a **versatile alternative to conventional lights**.

Thanks to a dedicated kit it is possible to instal the fixture on electrified rails.



LED	FC Full Color	built-in PSU	IP20	RDM/DMX	°C -10° +40°
-----	------------------	--------------	------	---------	-----------------



03.TS026.46.F

MOTORIZED ZOOM VERSION AVAILABLE ON DEMAND

### OUTPUT

- Single high-power Full Color (RGBW) LED
- LED lifespan: 50,000 hours (70% lumen output)

### OPTICAL GROUP

- Ø 112 mm Fresnel lens
- 14°- 77° linear zoom

### COLOR GENERATION

- 16 million colors
- Wide palette of pure uniform whites with variable linear color temperature (2700K - 8000K)

### CONTROL

- DMX 512 / RDM
- 10 DMX channels (default)
- 4-digit 7-segment LED display + 4 soft keys
- Internal operating system updatable via DTS dongle firmware uploader

### POWER SUPPLY

- Full-range 100-240Vac 50-60 Hz
- Power consumption: 100 W max
- Power Factor: PF >0.95

### CONNECTIONS

- Power supply: PowerCON In&Out panel connectors
- DMX: XLR 5-pole In&Out panel connectors

### INTERNAL SAFETY DEVICES

- Overvoltage and overtemperature circuits protection

### OPERATING TEMPERATURE

- -10° / 40° C

### PHYSICAL

- IP20
- Weight: 4.1 Kg (8.1 lbs)
- Finishing: Black

### SHIPPING

- Packaging: Carton box
- Box size (LxHxD): 230 x 370 x 230 mm (9.1" x 10.6" x 9.1")
- Weight: 5.3 Kg (11.7 lbs)

### ACCESSORIES INCLUDED

- 1 x PowerCON female cable connector (code 0520P014)
- 1 x XLR 5 pins male cable connector (code 0508B028)
- 1 x XLR 5 pins female cable connector (code 0508B027)
- 1 x FilterframeBlack finishing - already installed on the projector (code 02M00422.46)

### ACCESSORIES ON REQUEST

- Barndoor Black finishing (code 03.TA206)
- G50 "C" Clamp - max. Load 10 Kg (code 0521A012)
- G60 "C" Clamp - max. Load 50 Kg (code 0521A004)
- Safety cable - 0.3x60 cm - max. capacity load 60 Kg (code 0521A010)
- DTS dongle firmware uploader (code 03.LA.206)

### ACCESSORIES FOR ELECTRIFIED RAIL MOUNTING

- Track adapter - black finishing (code 03.LA.235)

### PHOTOMETRIC DATA

	mt 2 ft 6.56	mt 4 ft 13.12	mt 6 ft 19.68	mt 8 ft 26.25	mt 10 ft 32.81
<b>BEAM ANGLE 14° @ 50%</b>					
lux center (lx)	3864	966	429	242	155
foot candles (fc)	359	90	40	22	14
diameter (cm)	49	98	147	196	246
diameter (ft)	1.61	3.22	4.83	6.45	8.06
<b>BEAM ANGLE 77° @ 10%</b>					
lux center (lx)	640	160	71	40	26
foot candles (fc)	59	15	7	4	2
diameter (cm)	318	636	955	1273	1591
diameter (ft)	10.44	20.88	31.32	41.75	52.19